



Risk Assessment – COVID-19 Outreach

Creator	Name Sian Stratton
	Signature 
Reviewed by	
Next Review Date	September 2023



Severity	Likelihood	Risk Rating* (S x L)
1 No or Little Harm	1 Unlikely	1-5 Low
2 Minor/First Aid	2 Possible	6-10 Medium
3 Medical Attention	3 Probable	10+ High
4 Hospitalisation	4 Likely	
5 Death/Irreparable Injury	5 Certain	

This risk assessment follows the guidance that was current at the time of writing. We continue to risk assess all our activities and can step-up or step-down precautions for COVID or any other respiratory disease. Official guidance will be monitored closely. Each of our school activities also have their own risk assessment which can be found on our website.

Science Oxford Risk Assessment			Severity	Likelihood	Risk Rating*	
Hazard	Risk	Control Measures				
Exposure to COVID-19 (coronavirus)	High risk individuals (clinically extremely vulnerable) Contracting COVID-19	<ul style="list-style-type: none"> High risk individuals should not take part in outreach activities while an epidemic/pandemic has been declared before they have been vaccinated (likelihood ≥ 2) 	5	≥ 2	≥ 10	
		<ul style="list-style-type: none"> High risk individuals three weeks after a first vaccination have a reduced risk 	5	< 2	< 10	
	Medium risk individuals (clinically vulnerable) Contracting COVID-19	<ul style="list-style-type: none"> While all the precautions listed below will reduce the risks to these individuals, it should be borne in mind that the overall risk rating for them is higher. 	4	2	8	
	All Contracting COVID-19 when risk is elevated	<ul style="list-style-type: none"> We intend to maintain a general 2m distancing and to follow ventilation guidelines so we will require activities to take place in sufficiently large, well-ventilated rooms. School halls are preferred, but if your classrooms are large enough, that should also be sufficient. 	Adults	3	2	6
			Children	2	2	4
<p>The following assessments assume that individuals are not clinically vulnerable. Clinically vulnerable people should assume severity is 4, and extremely clinically vulnerable people should assume severity is 5.</p>						

Please use this risk assessment in conjunction with Science Oxford's activity-specific risk assessments, your own prior assessments and dynamic management of risk.

Risk Assessment – COVID-19 Outreach

Creator	Name Sian Stratton
	Signature 
Reviewed by	
Next Review Date	September 2023

Severity	Likelihood	Risk Rating* (S x L)
1 No or Little Harm	1 Unlikely	1-5 Low
2 Minor/First Aid	2 Possible	6-10 Medium
3 Medical Attention	3 Probable	10+ High
4 Hospitalisation	4 Likely	
5 Death/Irreparable Injury	5 Certain	

Precautions taken to stop the transmission of Coronavirus

Exposure to COVID-19 (coronavirus)	All Transmission of disease from touching objects	<ul style="list-style-type: none"> School advised that pupils should wash hands before and after workshop Activities that require contact with the mouth or face may be unused or used at the discretion of the presenter. Presenter to sanitise hands before and after handling equipment Shows have had volunteer guidelines modified to reduce equipment use Cleaning products will be available to the presenter for the activity equipment. 	Adults	3	2	6
			Children	2	2	4
	School staff, children Person to person transmission of disease	<ul style="list-style-type: none"> Science Oxford to ensure strict adherence to guidelines around self-isolating if they or members of their household develop symptoms. Science Oxford staff to maintain social distancing within school Science Oxford staff may wear a mask when arriving or moving around school but will remove the mask when delivering activities unless necessary to move within 2m. All rooms should be well ventilated 	Adults	3	2	6
			Children	2	2	4
	Science Oxford Staff Person to person transmission of disease	<ul style="list-style-type: none"> Science Oxford staff to maintain social distancing within school <ul style="list-style-type: none"> Shows will only be performed in a school hall or similarly sized room There should be 2m at the front of the classroom; if not possible, then workshops should be relocated to the school hall Science Oxford to be aware of local outbreaks and closures 	Adults	3	2	6
			Children	2	2	4

Please use this risk assessment in conjunction with Science Oxford’s activity-specific risk assessments, your own prior assessments and dynamic management of risk.