

WHAT CAN YOU SPOT ON YOUR WOODLAND TRAIL?



Muntjac



Robin



Holly



Moss



Red kite



Common burr



Moorhen



Millipede



Garden snail



Wood ear fungus



Scots pine



Woodlouse

● Do you know what season we are in? What differences will the plants and animals sense as the seasons change?

● What colours make you think of this season - can you see examples as you walk?

● Some animals are hard to spot at this time of year. Can you think of some? Do you know where they go and why?

Please do not pick anything you find in the woodland, instead share your photos:



@scienceoxford



SEE THE WORLD DIFFERENTLY
EXPLORE DISCOVER PLAY



EXPLORE OUR WOODLAND

The Science Oxford Centre wildspace comprises 15 acres of woodland, ponds and meadows. There are three marked trails to follow, giving you the opportunity to explore diverse habitats and the changing seasons. The routes vary in length and are marked in different colours so you can easily find your way. Enjoy our wonderful woodland but please keep to the marked paths and tread carefully.

- Woodland trails**
-  1km; 20-40 mins
 -  750m; 15-30 mins
 -  400m; 10-20 mins

DISCOVER OUR SCIENCE OXFORD CENTRE













The Science Oxford Centre is a unique experience for primary-age children and families where all you need to get started is a little curiosity...



The hands-on exhibits in the Exploration Zone and the trails through our 15-acre woodland give children the freedom to explore, experiment, create and discover to engage with science and have fun. Families can visit on our Family Open Days as well as for special holiday events in our workshop and theatre spaces. Check out what's coming up and book online: scienceoxford.com/events



KEY

-  Amphitheatre
-  Viewing point
-  Patsy's Ponds
-  Toilets
-  Science Oxford Centre
-  Theatre
-  Entrance
-  Reception
-  Viewing deck
-  Wood Centre for Innovation
-  Bicycle parking
-  Access to woodland

 There is only wheelchair access to the viewing point. Beyond this, other paths have steps and steep areas which might make access challenging.